

Week of August 18, 2014

	Monday	Tuesday	Wednesday	Thursday	Friday
READING	<p>LA 5.1.5 - Vocabulary: Students will build literary, general academic, and content specific grade level vocabulary.
\>Apply knowledge of word structure elements, known words, and word patterns to determine meaning (e.g., affixes, abbreviations, parts of speech, word origins)
\>Relate new grade level vocabulary to prior knowledge and use in new situations
\>Select and apply knowledge of context clues (e.g., word, phrase, sentence, and paragraph clues, re-reading) and text features (e.g., glossary, headings, subheadings, captions, maps) to determine meaning of unknown words in a variety of text structures
\>Identify semantic relationships (e.g., multiple meanings, metaphors, similes, idioms, analogies)
\>Determine meaning using print and digital reference materials (e.g., dictionary, thesaurus, glossary) Theme- Fighting Back</p> <ul style="list-style-type: none"> • Anthology- Read Aloud "The Mother of Movement" 				

Go over Vocab Cards	Pg 7A-7
Introduce Powerful Words - See below	B Complete Questions Orally
Read- Lunch Counter End 8-9	Phonics- Short Vowel Sound
<ul style="list-style-type: none"> • 9a-9b Analyze Story Structure • Character and Setting • Complete wks 3 - together • Complete Vocabulary- Character /Setting -together pg 4 wks 	<ul style="list-style-type: none"> • Assign Wks 1 (Short Vowels) - Complete wks together in class. • Approached Spectacular • Permission • Autograph • Fare • blurled • clenched
Assign - Powerful Word Vocab - Quiz	
Friday	Assign Vocabulary -
- Make vocab cards to go into boxes	Periods interactive Reading Notebook using chart.
<ul style="list-style-type: none"> • Adages • Alliteration • Character • Conclusions • Consonants • Details • Drawing • Conclusions • Genre 	<ul style="list-style-type: none"> • Go to Quizlet and create for free to help study etc • http://www.quizlet.com/join/2qQssnE8M

Read - Goin
Somplace Special
Read pages 11-24
in class (Read in
Small Group)
Complete part of
wks 4,8
Character/Setting in
group

Go over Vocabulary
in group


Read Through My
Eyes - pages 28-31
Read in small
groups with
teachers.
Complete wks pg6-
7.

Review ALL
Vocabulary
Assessment over
Vocab Power
Words tomorrow!

Assessment over
Goin Someplace
Special
Review for Weekly
Assessment over
Story

**Review for
Weekly Vocab
Quiz over
Powerful Words!**

**Take Weekly
Assessment over
Story
Take Weekly
Vocab Quiz over
Power Words**



	Monday	Tuesday	Wednesday	Thursday	Friday
SPELLING	Spelling- "Goin' Someplace Special" Write each word 3xs Cursive - Partner check after 1 set Week 1 1. jut 2. nick 3. tenth 4. shrug 5. stuff 6. sense 7. damp 8. cot 9. fling 10. notch 11. gush 12. scans 13. batch 14. rough 15. stump 16. tough 17. laugh 18. guess 19. lead 20. dove 21. past 22. dock 23. plum 24. cinch 25. blond-	Complete wks 2-3 Phonics and Spelling	Pretest	Complete wks 4-5 Definitions and using in sentence.	Final Test

	Monday	Tuesday	Wednesday	Thursday	Friday
Math -6	<p>Problem Solving Overview page 1-6</p> <ul style="list-style-type: none"> • Go over steps for Problem solving together • Record steps in Math Notebook on page 2 • Complete Example 1-2 together • Complete problems on pages 4-6 together. <p>Put Words into math - glue into notebook</p> <p>Assign Weekly Vocab- Put onto notecards.. I will provide copies to glue.- Due WED Weekly Vocab will a portion on each test. The first test will follow Lesson 10.</p> <ul style="list-style-type: none"> • addends • fact family • commutative property • associative property • identity property • subtrahend • quotient • perimeter • order of operations • denominator • numerator • ray • segment 				

Lesson 2 - multiplying whole numbers, dividing whole numbers and money, fact families.	Quizlet https://quizlet.com/join/6aHrg
Power up Mental math Problem solving	Lesson 1 - Adding whole numbers, subtracting whole numbers and money, fact families Power Up Mental Math Problem Solving
Correct lessons together	Homework - Study
Homework - vocab	Assign 1- 25 page
Assign 1-30 16-17	pages

Lesson 3 - unknown numbers in addition, unknown numbers in subtraction.

Power up
Mental Math
Problem solving

Correct Lesson 2 together

Homework -
Study Vocab
Assign 1-30 pages
21-22

Lesson 4 - unknown numbers in multiplication, unknown numbers in division


Power up mental math problem solving

Collect lesson 3

HOmework study Vocab assign 1-30 pages 26-27

Lesson 5 - Naming
whole numbers and
money

- Power Up
- Mental Math
- Problem Solving
- Check Lesson 4/
go over questions
- Teach New Concept
page 28-32
- Assign 1-30
30-32



	Monday	Tuesday	Wednesday	Thursday	Friday
Math - 5	<p>Problem Solving Overview page 1-6</p> <ul style="list-style-type: none"> • Go over steps for Problem solving together • Record steps in Math Notebook on page 2 • Complete Example 1-2 together • Complete problems on pages 4-6 together. <p>Assign Weekly Vocab- Put onto notecards... I will give them the vocab to glue on. Due WED Weekly Vocab will a portion on each test. The first test will follow Lesson 10.</p> <ul style="list-style-type: none"> • Digit • sequence • counting numbers • whole numbers • expanded form • addend • Commutative Property • Identity property • cardinal numbers • ordinal numbers • fact family • inverse operations 				

Lesson 2 - Even and Odd numbers	• equation
pages 11-15	
Power Up	quizlet
Mental Math	http://quizlet.com/join/p9EVPhkSSns
Problem Solving	
Correct lessons class	Lesson 1 - Sequence and Digits
Homework - Study Vocab	pages 7-10
Complete 1-30	Power Up
pages 14-15	
	Homework - Study Vocab, Complete 1-25 on page 10

Lesson 3- Using
money to illustrate
place Value

Pages 16-21

Power Up
Mental Math
Problem Solving

Correct Lesson 2
and collect

Homework
Study Vocab
Assign 1-30 pages
19-21

Lesson 4 -

Comparing Whole
#'s

pages 22-27

Power up
Mental Math
Problem Solving


Collect Lesson 3

Homework - 1-30
pages 25-27

Lesson 5

Order of Operations
- Write in Math
Notebook regarding
notes over Lesson
Provide handout to
glue into notebook
over PEMDAS

- Power UP
- Mental Math
- Problem Solving
- Check Lesson 4 / go over any question
- Teach New concept pgs 28-31
- Assign 1-30 pag 30-31



	Monday	Tuesday	Wednesday	Thursday	Friday
NOVEL	<p>LA 5.1.4.d - Adjust oral or silent reading pace based on purpose, text difficulty, form, and style</p> <p>LA 5.1.5 - Vocabulary: Students will build literary, general academic, and content specific grade level vocabulary.
\>Apply knowledge of word structure elements, known words, and word patterns to determine meaning (e.g., affixes, abbreviations, parts of speech, word origins)
\>Relate new grade level vocabulary to prior knowledge and use in new situations
\>Select and apply knowledge of context clues (e.g., word, phrase, sentence, and paragraph clues, re-reading) and text features (e.g., glossary, headings, subheadings, captions, maps) to determine meaning of unknown words in a variety of text structures
\>Identify semantic relationships (e.g., multiple meanings, metaphors, similes, idioms, analogies)
\>Determine meaning using print and digital reference materials (e.g., dictionary, thesaurus, glossary)</p> <p>LA 5.4.1.a - Select and use multiple resources to generate and</p>				

answer questions
(e.g., print,
subscription
databases, web
resources)

Novel:

Introduce the Novel

-Hatchet

Read pages 1-6
together in large
group

Read pages 7-12
individually

Assign questions
and journal topic to
be due on Friday.
Students will have
all week to
complete the
assignment over
chpts 1-3. Students
may read ahead but
must reread any
portion that we read
in class.

Assignment due
Friday

- Journal
Topic - In
chapters
1-3 Brian is
face with
the difficult
challenge of
landing the
plane after
the pilot has
a heart
attack..
Describe a
time when
you were
faced with a
difficult chall
enge/struggl
e, and
explain what
you did to
overcome it.
- Complete
reading
questions
1-7 (on
hand out)...
Record your
answers on

Hatchet-
Discuss Chapter 1
in class - Students
may work on
Assignment that is
due Friday.

Chapter 1
Students
Journal
response.

the same
page as
Journal
response.
that is
**You MUST use
COMPLETE
SENTENCES!** No
answer should start
with he, she, it,
them, because,
etc. See me if you
have questions. I
will review this in
class!

Vertical line on the left side of the page.

Vertical line on the left side of the page.

Hatchet

Read chpt 2 (pages 13-18 in class, 19-25 individually)
Work on Assignment due Friday

Vertical line on the left side of the page.

Vertical line on the left side of the page.

Hatchet -
Read Chapter 3
together 26-30
Read Chapter 4
Individually 31-42

Reminder -
Assignment due
Friday!


Vertical line on the left side of the page.

Vertical line on the left side of the page.

Hatchet -
Review chapter 3-4
(Time Permitting)
Hand in
Journals/questions

Vertical line on the left side of the page.

Vertical line on the left side of the page.



	Monday	Tuesday	Wednesday	Thursday	Friday