


The Kami Tool Bar



The Select Text Tool

This Tool allows you to interact with the file without creating annotations. This is mainly used for selecting, copying and pasting text.



The Highlight Tool

This tool allows you to highlight text throughout a PDF. You can hover over the annotation to change color, copy the text, and create a comment. You can free draw with the Highlight Tool by selecting the 'Box Highlighter' option.



The Strikethrough Tool

The Strikethrough Tool allows you to strikethrough text. This is most useful for those editing or proofreading a document.



The Underline Tool

The underline tool can be used to help emphasize a point or draw attention to the area.



The Comment Tool


Similar to the Highlight Tool, this can be used to highlight a section of text, automatically bringing up an annotation box for you to input your comments.

The Comment Tool also allows you to add Video and Audio Comments.




The Insert Text Tool

This tool allows you to place text boxes anywhere in their document, perfect for filling in forms. Both the color and size of the text can be adjusted as needed. You can click on the microphone next to the text box to use the speech to text feature.



The Equation Tool

This tool allows you to create equations by using the symbols palette (click the pi symbol). It also has music notes.



The Drawing Tool

This tool allows for freehand drawings to be placed anywhere on the document, perfect for drawing attention to key ideas for emphasis. The stroke thickness and transparency can be adjusted. This can be used to make perfectly straight lines by holding shift before drawing the line.




The Shapes Tool

This tool allows you to draw shapes on your PDF. This tool is ideal for marking areas that need to be quickly recognized. This tool allows you to mark with circle, square, and line shapes. The size, color, and transparency of the shapes can be adjusted.




The Eraser Tool

You can use the eraser tool to erase shapes, text, signatures, and drawings that have been made onto your PDF. To use the eraser tool, simply click and drag over the annotation that you wish to remove. *Note:* This will not erase text-based annotations




The Insert Image Tool

This is used to easily insert images into your document.



The Signature Tool

This is used to upload and store your signature to sign PDF files quickly.



The Text to Speech Tool

You highlight the text and the text will be read to you.



The Dictionary Tool (subset of the Select Text Tool)

This tool allows you to select a word that you would like to see defined.