

Step One

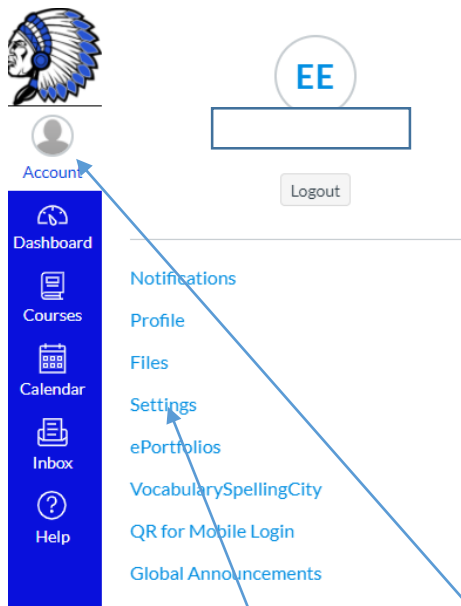
How do I sign up for a Canvas account as a parent?

Parents can sign up as an observer in Canvas. Observers can link their Canvas account to their student's account so they can see assignment dues dates, announcements, and other course content. Observers can view the course content but cannot participate in the course.

To observe a student, you must have a student pairing code. This must be completed by the student. Pairing codes will expire after seven days or its first use. A new pairing code must be generated for each observer.

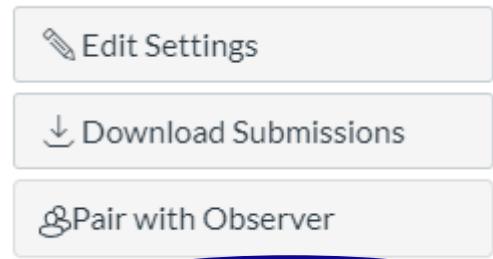
Generating a student pairing code.

1. Have your student login to their Canvas account at <https://poncaschool.instructure.com>
- 2.



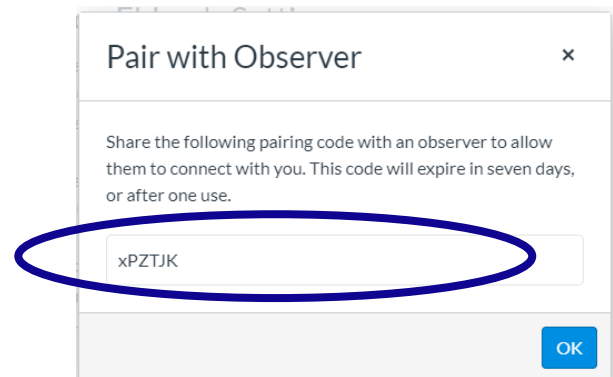
In the Navigation menu, click the **Account** link, then click **Settings** link.

3. Click the **Pair with Observer** button on the right side of the screen



4. Copy the six-digit alphanumeric pairing code.

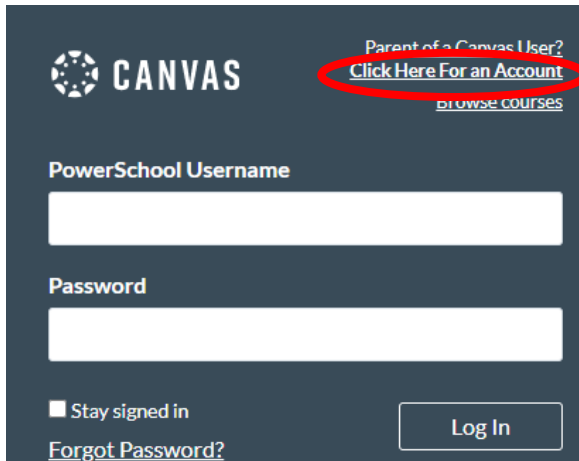
You will need to share the code with the observer who will link to your account. The pairing code will expire after seven days or its first use. To close the window, click the **OK** button. **Note:** Pairing codes are case sensitive.



Step Two

Signing up for a parent account with pairing code.

1. Go to <https://poncaschool.instructure.com>
2. Click Here For an Account



Parent of a Canvas User?
Click Here For an Account
browse courses

CANVAS

PowerSchool Username

Password

Stay signed in

Forgot Password?

Log In

3. Sign up as a Parent



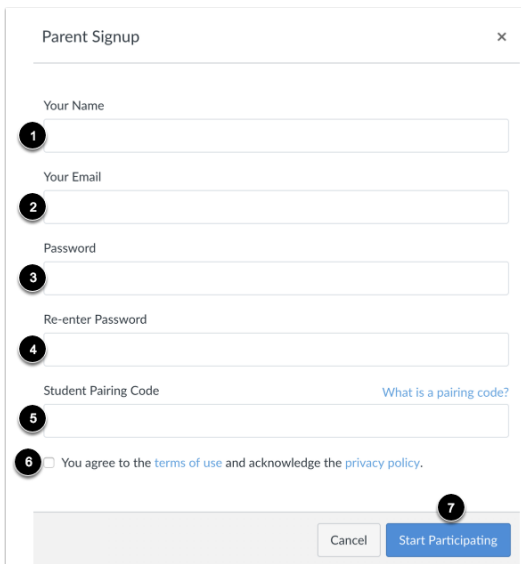
Sign up now,
it's free!

I'M A TEACHER I'M A STUDENT

Parents sign up here

Click the Parents sign up here link.

4. Enter Signup Details



Parent Signup

Your Name

Your Email

Password

Re-enter Password

Student Pairing Code What is a pairing code?

You agree to the [terms of use](#) and acknowledge the [privacy policy](#).

Cancel Start Participating

Enter the following information:

1. Enter your name in the **Your Name** field.
2. Enter your email in the **Your Email** field.
3. Enter your password in the **Password** field.
4. Re-enter your password in the **Re-enter Password** field.
5. Enter a pairing code to link your account to your student in the **Student Pairing Code** field generated by your student.
6. Agree to the terms of use by clicking the **You agree to the terms of use** checkbox.
7. Click the **Start Participating** button.

You can begin observing your student in Canvas immediately.

5. Once your account is setup, you can add additional students by going to the **Account** link, then click the **Observing link**.
6. Type the pairing code in the **Student Pairing Code** field and click the **Add Student** button. Remember pairing codes will expire after seven days or its first use.

Observing

Student Pairing Code

ABc123

+ Student

Students Being Observed

Name of Student

Name of Student